




# Capture the Fracture<sup>®</sup> Program Overview



# IOF's Capture The Fracture<sup>®</sup> Program

## QUICK FACTS



A global flagship program by  
the International  
Osteoporosis Foundation  
(IOF)

Launched in 2012

Aiming to facilitate the  
implementation of Post-  
Fracture Care Coordination  
programs/ Fracture Liaison  
Services (FLS) for secondary  
fracture prevention

[Click to  
learn more](#)



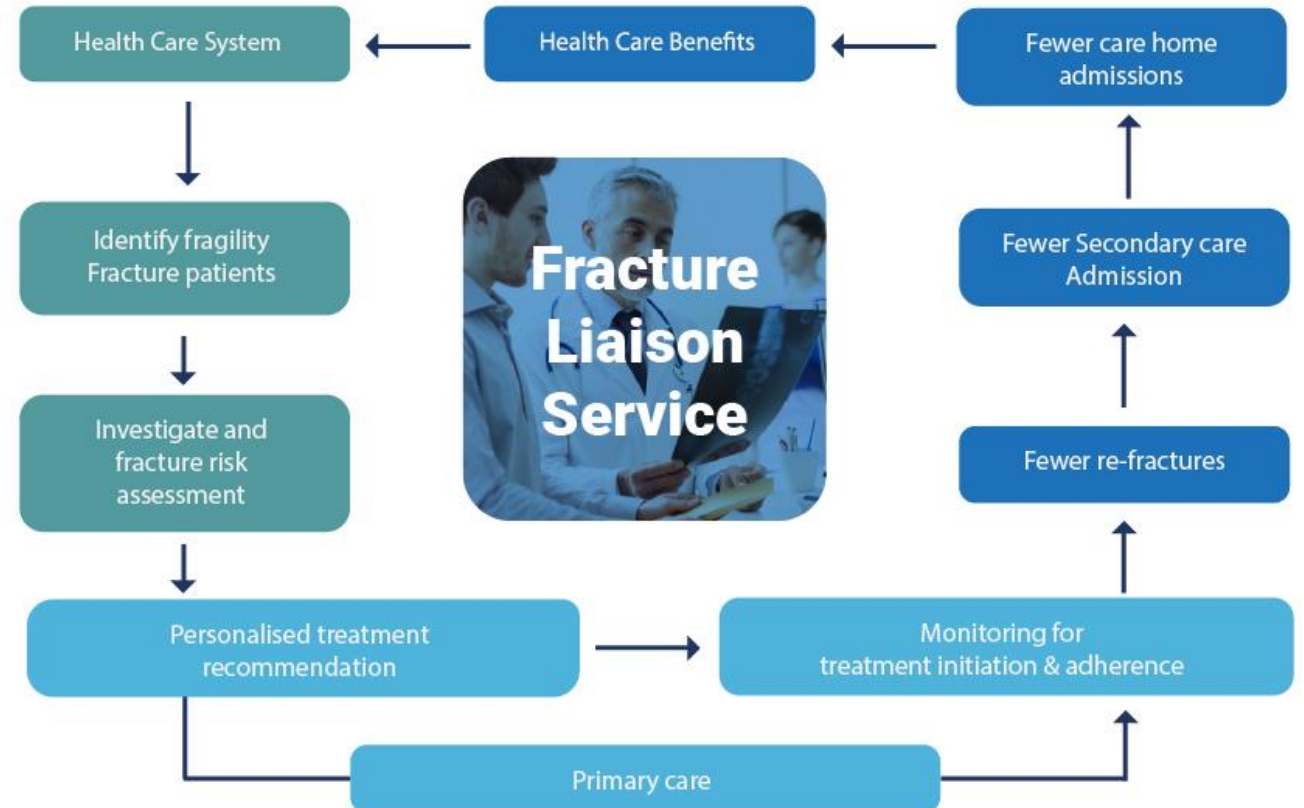
# Post-Fracture Care Coordination Programs/Fracture Liaison Services (FLS): The proven solution

One fracture leads to another - a first fracture **doubles the risk** of second within a year.

Yet, 80% of fracture patients are **never offered screening and/or treatment** for osteoporosis.

Coordinated, multi-disciplinary models of care for **secondary fracture prevention** can help close this care gap.

Post-Fracture Care Coordination Programs/Fracture Liaison Services (FLS) are recognized as the single **most important step** in directly improving patient care and reducing spiraling fracture-related healthcare costs worldwide.



[Click to learn more](#)

# Policy Resources

- **Capture the Fracture® Partnership – Guidance for Policy Shaping** - comprehensive document that makes the case for fracture prevention – in English & Spanish
- **Executive 1-page summary of the Capture the Fracture Partnership – Guidance for Policy Shaping** - in Arabic, Dutch, French, Italian, Japanese, Korean, Spanish, Portuguese, Russian, Turkish
- **Slide kit** summarising key messages & findings of the *Capture the Fracture® Partnership – Guidance for Policy Shaping* - in Arabic, Dutch, French, Italian, Japanese, Korean, Spanish, Portuguese, Russian, Turkish
- **Infographic** illustrating need for Post-Fracture Care – in English & Spanish

Click to learn more

**CAPTURE THE FRACTURE® PARTNERSHIP**  
GUIDANCE FOR POLICY SHAPING

**Capture the Fracture® Partnership Guidance for Policy Shaping**  
Executive Summary

**The Headline**  
Fragility fractures are the broken bones which cripple millions of adults and can be prevented with proven and effective therapies.

**The Problem**  
Fragility fractures affect millions of individuals globally. It is estimated that 13.5 million fractures per year will occur by 2025 with a cost of \$400 billion to global healthcare systems. It is a problem which has been overlooked by policy makers for too long and is set to rise exponentially with the expanding elderly population. However, a solution exists.

**The Solution**  
*Capture the Fracture® Partnership – Guidance for Policy Shaping* provides a step-wise approach to building policy which is not only based on decades of dedicated, rigorous research but has also been repeatedly shown to improve patient outcomes, save money and save lives. It is targeted at the highest risk group; those who have already fractured, and so is termed **Post-Fracture Care**. This guidance document outlines four simple building blocks of an effective policy response:

- CATCH FRACTURES EARLY**  
Ensure that those who have fractured are identified for treatment.
- TREAT FRACTURES WELL**  
Employ world-class models of Post-Fracture Care to treat those identified.
- LIFETIME PREVENTION**  
Encourage healthy ageing through straightforward public health measures.
- ENHANCE ENGAGEMENT**  
Empower the public to understand the problem and become part of the solution.

**The Bottom Line**  
Fragility fractures, like other chronic diseases, are not going away. However, unlike other chronic diseases, there is a solution which is treat, tested and fractures by up to 50%, it will deliver financial savings, it will save lives.

**WHY PRIORITISE POST FRACTURE CARE (PFC) NOW?**

**IN YOUR COUNTRY, OSTEOPOROSIS-RELATED FRACTURES ARE EXPENSIVE AND DANGEROUS AND ARE BECOMING MORE COMMON**

**RISK OF DYING IN THE FIRST YEAR AFTER HIP FRACTURE**  
+30% FOR PEOPLE +60

**BREAKING A BONE AFTER A FALL**  
+ AGE 50 IS A SIGN OF BONE WEAKNESS AND A MAJOR RISK FOR MORE BROKEN BONES OR FRACTURES

**RISK OF AN FRACTURE IS PARTICULARLY HIGH FOR THE NEXT 2 YEARS**

**PFC PROGRAM**  
A CARE SYSTEM WITH A MULTIDISCIPLINARY COORDINATOR BASED TEAM THAT ASSESSES, TREATS AND MONITORS FRACTURE PATIENTS TO STRENGTHEN THEIR BONES AND PREVENT MORE FRACTURES

**IDENTIFY**  
- IDENTIFY FRACTURE PATIENTS  
- ASSESS BONE HEALTH  
- ASSESS FALL RISK  
- ASSESS MEDICATIONS  
- ASSESS SOCIAL HISTORY

**INVESTIGATE**  
- INVESTIGATE FRACTURE PATIENTS  
- ASSESS BONE HEALTH  
- ASSESS FALL RISK  
- ASSESS MEDICATIONS  
- ASSESS SOCIAL HISTORY

**COMPARING CAUSE FOR LONG TERM CARE AND EXPECT TO BENEFIT FROM TREATMENT**

**PRIORITIZE PFC DELIVERY**  
LIMITED HEALTHCARE RESOURCES? MORE COST-EFFECTIVE TO TARGET PATIENTS WHO HAVE ALREADY FRACTURED THAN TRYING TO PREVENT THE 1<sup>ST</sup> FRACTURE

**SECONDARY CARE SETTING**  
PRIMARY CARE COMMUNITY SETTING

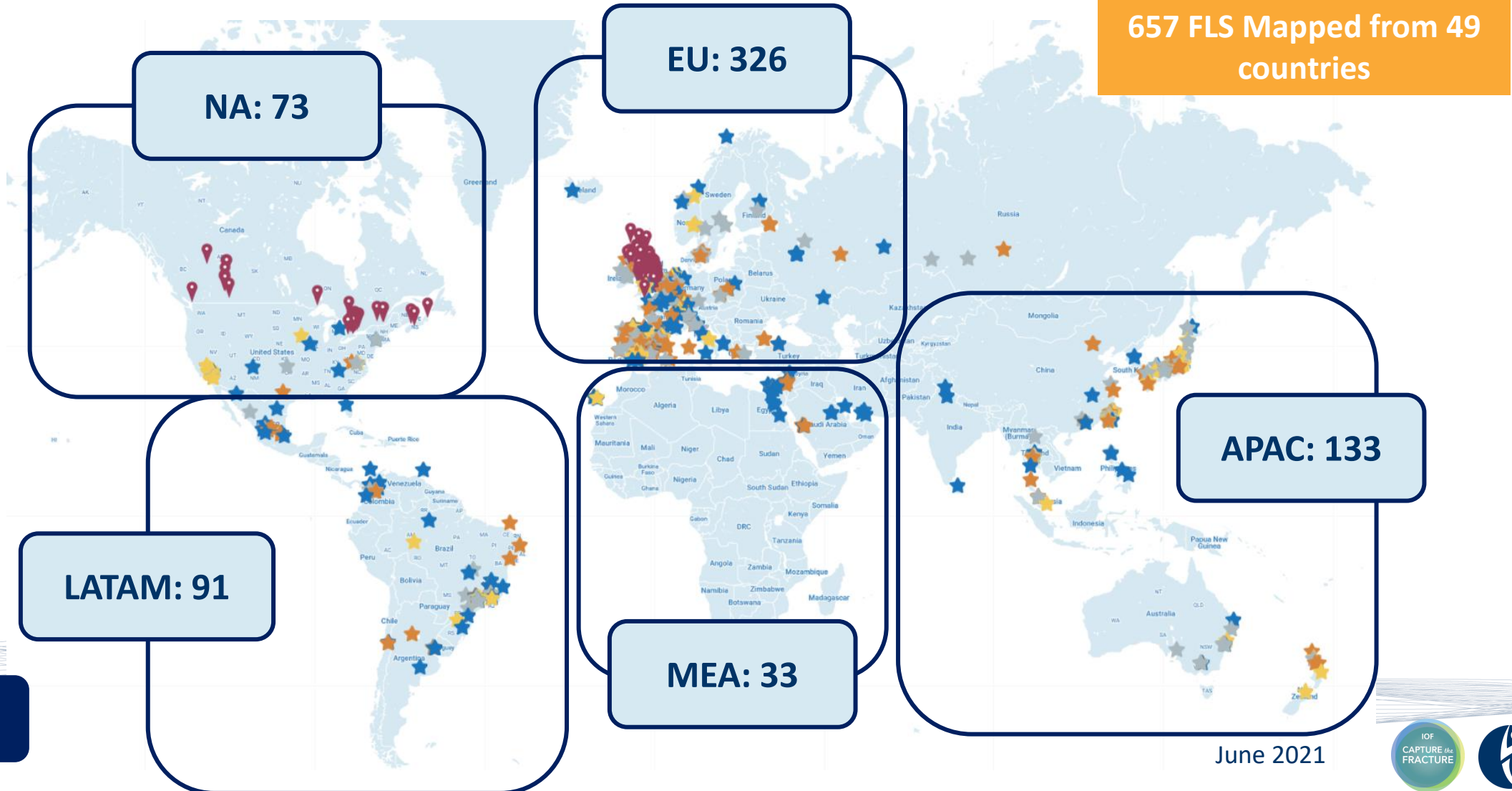
**CAPTURE THE FRACTURE® PARTNERSHIP**  
**Policy Tools for Engagement**  
Dr Nicholas Fuggle BSc MBBS MRCP  
Professor Cyrus Cooper OBE DL FMedSci

An IOF initiative, supported by Amgen and UCB in collaboration with the University of Oxford

IOF International Osteoporosis Foundation

# Capture The Fracture® Global Map of Best Practice

INTERNATIONAL RECOGNITION FOR POST-FRACTURE CARE COORDINATION PROGRAMS/  
FRACTURE LIAISON SERVICES WORLDWIDE



[View the Map](#)

June 2021

# Best Practice Framework

## ENSURING PFC/FLS QUALITY

1. Set the standard for PFC/FLS (13 Standards)
2. Guidance
3. Benchmarking and quality improvement
4. Available in 15 languages

1. Patient Identification
2. Patient Evaluation
3. Post Fracture Assessment Timing
4. Vertebral Fracture (VF) ID
5. Assessment Guidelines
6. Secondary Causes of OP
7. Falls Prevention Services
8. Multifaceted Assessment
9. Medication Initiation
10. Medication Review
11. Communication Strategy
12. Long-term Management
13. Database



Click to learn more

Akesson OI 2013



# Complete the Best Practice Framework Questionnaire to join



1. Complete the BPF Questionnaire



2. Evaluation by the Capture the Fracture® (CTF) Steering Committee



3. Receive rating on Map of Best Practice and certificate of achievement

Questionnaire available in 5 languages

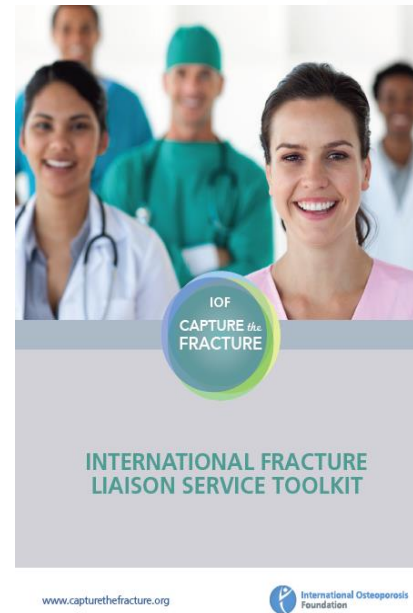
Evaluation against the 13 BPF Standards  
5 domains (Hip fractures, Inpatient, Outpatient, Vertebral fractures, Organizational)  
Bronze, Silver, or Gold standard, or Blue for New FLS

Click to learn more

# Capture the Fracture® International Fracture Liaison Service Toolkit

SUPPORTING PFC PROGRAM/FLS IMPLEMENTATION AND SUSTAINABILITY

- In-depth explanation of PFC programs/FLS
- A step-by-step PFC program/FLS implementation guide
- Guidance on building a coalition for PFC programs/FLS
- Guidance on policy and advocacy
- How to Get Started roadmap
- How to Become More Effective roadmap



Download here



# Educational Activities

Educational material to PFC program/FLS coordinators, healthcare professionals and other stakeholders through webinars with world-renowned expert speakers.

Some key topics:

FLS Implementation

FLS Sustainability

Health Economics

Joining CTF

Success Stories

Vertebral Fractures

[View more](#)

## Recent webinars



**BoneCast**  
A CAPTURE THE FRACTURE® WEBINAR

IOF CAPTURE the FRACTURE

**WEBINAR**  
DXA-VFA IN THE FLS SETTING

The poster features a person's hand pointing at a computer monitor displaying medical data, with a blue and white color scheme.



**BoneCast**  
A CAPTURE THE FRACTURE® WEBINAR

IOF CAPTURE the FRACTURE

**WEBINAR**  
EFFECTIVE PATIENT MONITORING STRATEGIES  
(How, What, When, Who)

IOF

The poster includes icons for medical care, ambulance, first aid, and a heart doctor, along with a person in a white coat pointing at a screen.



**BoneCast**  
A CAPTURE THE FRACTURE® WEBINAR

IOF CAPTURE the FRACTURE

**WEBINAR**  
MAKING THE BEST OF FLS  
key performance indicators

IOF

The poster features a hand pointing at a glowing 'KPI' graphic with various data icons, set against a dark blue background.



# Capture the Fracture<sup>®</sup> Resource Center



## RESOURCE CENTER

A comprehensive collection of **free resources** to support those who want to **implement, improve, or advocate** for Post-Fracture Care Coordination Programs (PFC) / Fracture Liaison Services (FLS)




## YOU WANT TO IMPLEMENT A PFC/FLS

Assets used to **implement** a Post-Fracture Care Coordination Program



## YOU ALREADY HAVE A PFC/FLS

**Managing** and **improving** your Post-Fracture Care Coordination Program



## ADVOCATING FOR PFC/FLS

**Engagement tools** and resources to introduce the concept of a Post-Fracture Care Coordination Program

[View more](#)



# Success Stories

- Examples of coordinator-based, post-fracture models of care demonstrate that a systematic approach to fragility fracture prevention has been successfully implemented in many countries, with structurally distinct healthcare systems

## Hospital Público de Monforte

Monforte de Lemos, Spain



## ISSSTE León

León, Mexico



## Waitematā District Health Board

Takapuna, New Zealand



## PrevRefrat

Rio de Janeiro, Brazil



## Hôpital Jean Talon

Montréal, Canada



View more



# WHY JOIN CAPTURE THE FRACTURE®? WHAT ARE THE BENEFITS?



Benchmarking for FLS against the internationally endorsed Best Practice Framework, highlighting strengths and areas improvement for your FLS



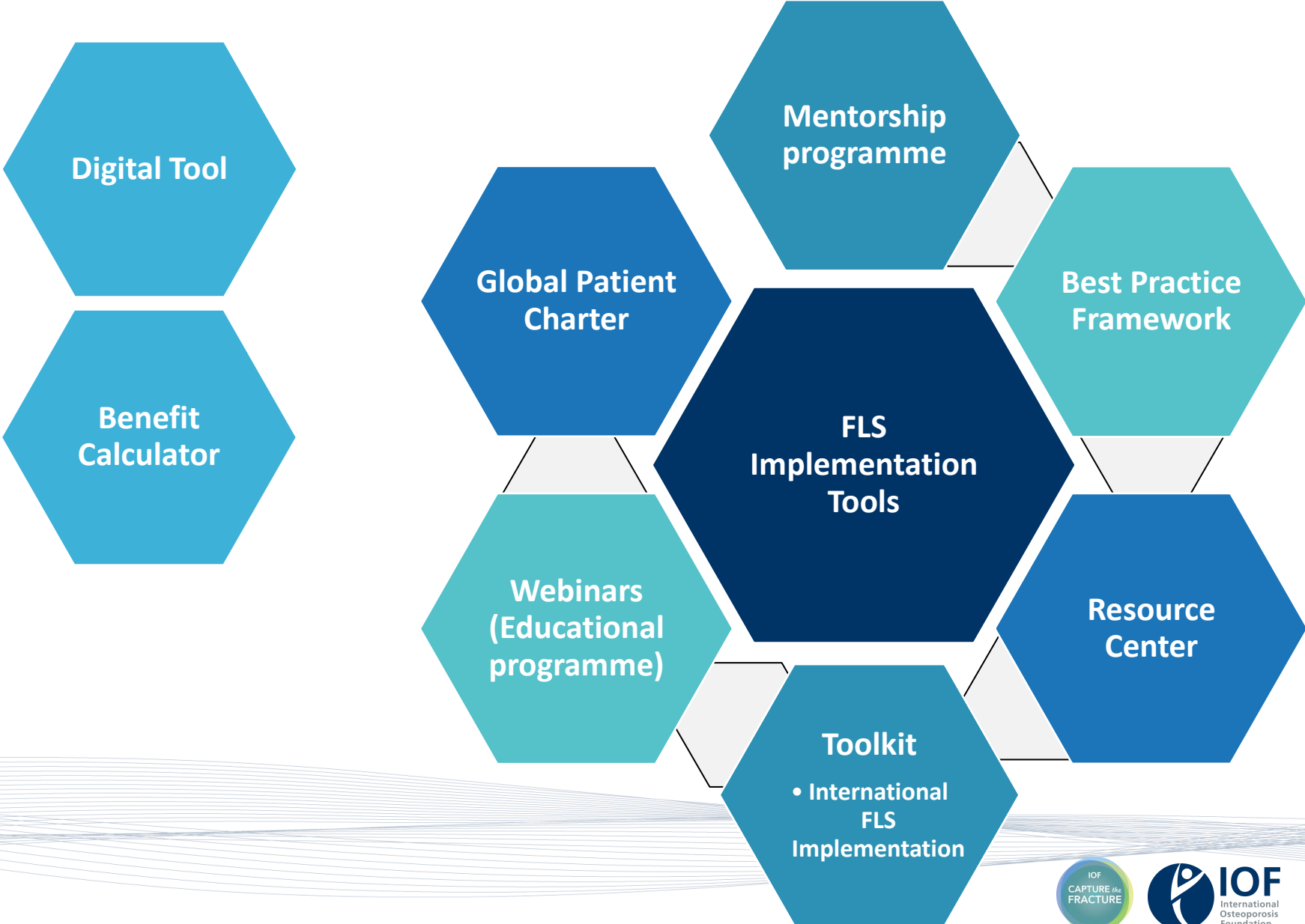
Access to resources, tools, and international FLS experts who can share their expertise, provide mentorship and support



Increased visibility for your FLS, for patients, HCPs and policy makers – for the advancement of care and management of patients with osteoporosis

# CAPTURE THE FRACTURE® TOOLS FOR SECONDARY FRACTURE PREVENTION

Capture the Fracture® offers an abundance of tools to aid in sustainably implementing and operating, as well as advocating for Post-Fracture Care Coordination Programs/Fracture Liaison Services



# QUESTIONS ABOUT CAPTURE THE FRACTURE®?



[www.capturethefracture.org](http://www.capturethefracture.org)



[capturethefracture@osteoporosis.foundation](mailto:capturethefracture@osteoporosis.foundation)





Our vision is a world without fragility fractures,  
in which healthy mobility is a reality for all.

Join us

