

### BURDEN OF DISEASE

**831,000**

NEW FRAGILITY FRACTURES IN 2019



**2300**

FRACTURES PER DAY



**95**

FRACTURES PER HOUR

### CHANGE IN COST PER INDIVIDUAL

**€166.8**  
2019

**€121.4**  
2010



**+37%**

**5,659,000**

INDIVIDUALS WITH OSTEOPOROSIS IN 2019


**79.5%**

WOMEN

**20.5%**

MEN

6.1% OF THE TOTAL POPULATION



**€13.8 BILLION**

SPENT IN 2019



**€3.35 BILLION**

LONG-TERM DISABILITY COSTS



**€10.24 BILLION**

DIRECT COST OF INCIDENT FRACTURES



**€249 MILLION**

PHARMACOLOGICAL INTERVENTION

HUGE COST BURDEN FOR OSTEOPOROSIS-RELATED HEALTHCARE

### PROJECTED INCREASE IN THE NUMBER OF FRAGILITY FRACTURES

**967,000** 2034

**831,000** 2019

**+16.4%**



### SERVICE PROVISION & UPTAKE

**100%**

REIMBURSEMENT OF OSTEOPOROSIS MEDICATIONS

**93**

FRAX® SESSIONS/ MILLION PEOPLE/YEAR

**YES**

FRAX® RISK ASSESSMENT MODEL IS AVAILABLE



**21.5**

AVAILABLE DXA UNITS/MILLION INHABITANTS

**€45**

DXA COST

**1-10%**

OF HOSPITALS HAVING FRACTURE LIAISON SERVICES

DVO was also widely used for fracture risk assessment in Germany.

**761,000**

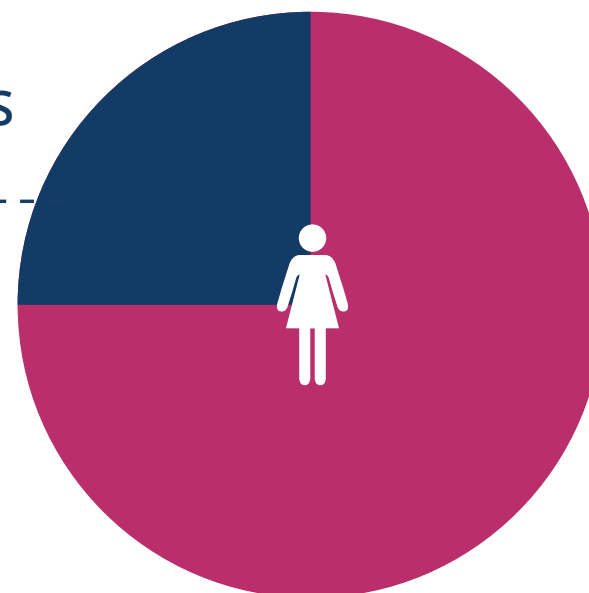
WOMEN TREATED FOR OSTEOPOROSIS

**2,477,000**

WOMEN REMAIN UNTREATED FOR OSTEOPOROSIS

**3,238,000**

WOMEN ELIGIBLE FOR OSTEOPOROSIS TREATMENT



**76%**  
TREATMENT GAP

### POLICY FRAMEWORK




**NO**

ESTABLISHED NATIONAL FRACTURE REGISTRIES




**NO**

OSTEOPOROSIS RECOGNISED AS A SPECIALTY



**YES**

OSTEOPOROSIS PRIMARILY MANAGED IN PRIMARY CARE



**OTHER SPECIALTIES INVOLVED IN OSTEOPOROSIS CARE**

OSTEOLOGY  
ORTHOPAEDICS  
GYNAECOLOGY  
RHEUMATOLOGY  
ENDOCRINOLOGY

### SCORECARD

#### Policy Framework

Quality of Data	Yellow
National Health Priority	Yellow
Care Pathway	Green
Specialist Training	Yellow
Society Support	Yellow

#### Service Uptake

* FRAX Uptake®	Red
Treatment Gap	Yellow
Δ Treatment Gap	Green
Waiting Time for Hip Fracture Surgery	Green

\*see DVO assessment recommendations

#### Burden of Disease

Hip Fracture Risk	Yellow
Fracture Risk	Red
Lifetime Risk	Yellow
* FRAX Risk®	Yellow
Fracture Projections	Green

#### Service Provision

Treatment	Green
Availability of DXA	Green
Access to DXA	Green
Risk Models	Green
Guideline Quality	Green
Liaison Service	Yellow
Quality Indicators	Green